

1766336-1 ✓ ACTIVE

MINI CROWN EDGE | CROWN EDGE


TE Internal #: 1766336-1

Card Edge Power Connectors, Board-to-Board, 30 Position, .098 in [2.5 mm] Centerline, Printed Circuit Board, Power & Signal, CROWN EDGE

[View on TE.com >](#)



Connectors > PCB Connectors > Card Edge Connectors > Card Edge Power Connectors



Connector System: **Board-to-Board**

Number of Positions: **30**

Centerline (Pitch): **2.5 mm [.098 in]**

Connector & Contact Terminates To: **Printed Circuit Board**

Contact Current Rating (Max): **25 A**

Features

Product Type Features

Housing Type	Receptacle
Product Type	Connector Assembly
Connector System	Board-to-Board
Contact Type	Socket
Connector & Contact Terminates To	Printed Circuit Board

Configuration Features

PCB Mount Orientation	Vertical
Number of Positions	30
Number of Power Positions	12
Number of Signal Positions	18
Number of Dual Positions	6
Row-to-Row Spacing	6.2 mm[.244 in]

Electrical Characteristics

Operating Voltage	250 V
-------------------	-------



Contact Features

Contact Termination Area Plating Finish	Matte
Contact Layout	Inline
Contact Mating Area Plating Material Thickness	.76 μm [29.92 μin]
Contact Base Material	Copper Alloy
Contact Current Rating (Max)	25 A
Contact Mating Area Plating Material	Gold
Contact Termination Area Plating Material	Tin
Contact Termination Area Plating Thickness	120 μin

Termination Features

Termination Method to Printed Circuit Board	Surface Mount
---	---------------

Mechanical Attachment

PCB Mount Alignment	Without
PCB Mount Retention	With
PCB Mount Retention Type	Boardlock
Connector Mounting Type	Board Mount
Mating Alignment	With
Mating Retention	With
Mating Retention Type	Latch

Housing Features

End Caps	Without
Centerline (Pitch)	2.5 mm[.098 in]
Housing Color	Black
Housing Material	Glass Filled Polyester

Dimensions

Card Slot Depth	6 mm[.236 in]
Accepts Card Width	93.34 mm[3.67 in]
Accepts Card Thickness	1.57 mm[.062 in]
Power Contact Centerline	9.7 mm[.381 in]
Width	9.03 mm[.356 in]
Length	102.54 mm[4.04 in]
Height	20 mm[.787 in]



Usage Conditions

Operating Temperature Range	-55 – 105 °C[-67 – 221 °F]
-----------------------------	----------------------------

Operation/Application

Special Features	Custom Configurable
Circuit Application	Power & Signal

Industry Standards

UL Flammability Rating	UL 94V-0
Agency/Standard Number	UL 1977
CSA File Number	1935071
Agency/Standard	CSA, UL

Packaging Features

Packaging Method	Box & Tray, Package
Packaging Quantity	26

Other

For Use With	Printed Circuit Board
--------------	-----------------------

Product Compliance

[For compliance documentation, visit the product page on TE.com>](#)

EU RoHS Directive 2011/65/EU	Compliant
EU ELV Directive 2000/53/EC	Compliant
China RoHS 2 Directive MIIT Order No 32, 2016	No Restricted Materials Above Threshold
EU REACH Regulation (EC) No. 1907/2006	Current ECHA Candidate List: JUNE 2022 (224) Candidate List Declared Against: JAN 2021 (211) Does not contain REACH SVHC
Halogen Content	Not Low Halogen - contains Br or Cl > 900 ppm.
Solder Process Capability	Reflow solder capable to 260°C

Product Compliance Disclaimer

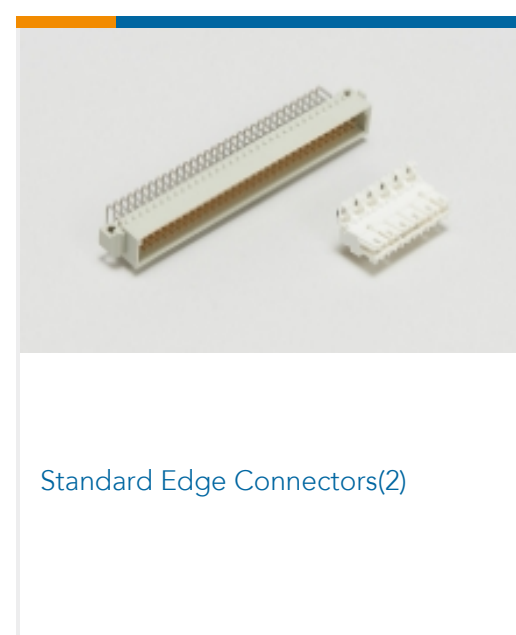


This information is provided based on reasonable inquiry of our suppliers and represents our current actual knowledge based on the information they provided. This information is subject to change. The part numbers that TE has identified as EU RoHS compliant have a maximum concentration of 0.1% by weight in homogenous materials for lead, hexavalent chromium, mercury, PBB, PBDE, DBP, BBP, DEHP, DIBP, and 0.01% for cadmium, or qualify for an exemption to these limits as defined in the Annexes of Directive 2011/65/EU (RoHS2). Finished electrical and electronic equipment products will be CE marked as required by Directive 2011/65/EU. Components may not be CE marked. Additionally, the part numbers that TE has identified as EU ELV compliant have a maximum concentration of 0.1% by weight in homogenous

materials for lead, hexavalent chromium, and mercury, and 0.01% for cadmium, or qualify for an exemption to these limits as defined in the Annexes of Directive 2000/53/EC (ELV). Regarding the REACH Regulation, the information TE provides on SVHC in articles for this part number is based on the latest European Chemicals Agency (ECHA) 'Guidance on requirements for substances in articles' posted at this URL: <https://echa.europa.eu/guidance-documents/guidance-on-reach>

Compatible Parts



Also in the Series | CROWN EDGE



Documents

Product Drawings

[283-0172-03003=TA CONN,SKT,SMT](#)

English

CAD Files

[3D PDF](#)

[3D](#)

Customer View Model

[ENG_CVM_CVM_1766336-1_B.2d_dxf.zip](#)

English

Customer View Model

[ENG_CVM_CVM_1766336-1_B.3d_igs.zip](#)

English

Customer View Model

[ENG_CVM_CVM_1766336-1_B.3d_stp.zip](#)

English

By downloading the CAD file I accept and agree to the [Terms and Conditions](#) of use.



Datasheets & Catalog Pages

[POWER_CONNECTORS_CATALOG_SEC04_VRM](#)

English

Product Specifications

[Application Specification](#)

English

Product Environmental Compliance

[TE Material Declaration](#)

English